
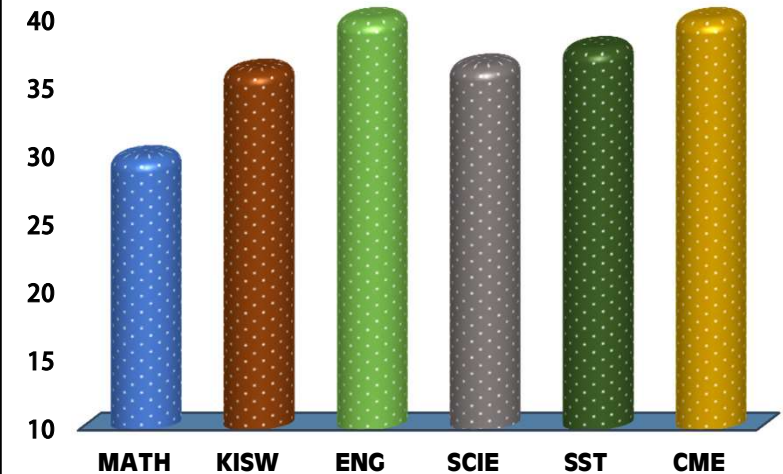
	THE MOUNT HANANG	
REGION: MANYARA	SCHOOL AVERAGE: 37.3	DISTRICT: BABATI
SUBJECT AND GRADE PERFORMANCE ANALYSIS		



SUBJECT RANKING			
ENGLISH	41.9	84%	1
CIVIC AND MORAL EDUCATION	41.4	83%	2
SOCIAL STUDIES	37.9	76%	3
SCIENCE	36.6	73%	4
KISWAHILI	36.2	72%	5
MATHEMATICS	29.9	60%	6

SUBJECT GRADE ANALYSIS					
SUBJECT/GRADE	A	B	C	D	F
MATHEMATICS	9	13	6	10	0
KISWAHILI	7	29	4	0	0
ENGLISH	26	14	0	0	0
SCIENCE	5	31	4	0	0
SOCIAL STUDIES	18	17	5	0	0
CIVIC AND MORAL	30	10	0	0	0

OVERALL GRADE ANALYSIS			
A	11	40	14%
B	25		31%
C	4		5%
D	0		0%
F	0		0%

CHART SUBJECT ANALYSIS



BOYS VS GIRLS PERFORMANCE				
	SAT		SAT	TOTAL
	25		15	40
38%		37%		

SEATED	40	100%
ABSENTEES	0	0%
PASSED	40	100%
FAILED	0	0%

NO	NAME	SEX	MATH		KISW		ENG		SCI		SST		CME		TOTAL	AVG	GRADE	POS
1	SAID YUSUPH	M	42	A	41	A	47	A	43	A	46	A	45	A	264	44.0	A	1
2	IBRAHIM MMARY	M	48	A	37	B	44	A	46	A	45	A	43	A	263	43.8	A	2
3	DEOGRATIUS CHARLES	M	43	A	43	A	46	A	39	B	45	A	44	A	260	43.3	A	3
4	INNOCENT FRANCIS	M	42	A	39	B	47	A	41	A	43	A	46	A	258	43.0	A	4.5
5	SPELANSIA MATHAYO	F	46	A	37	B	47	A	39	B	45	A	44	A	258	43.0	A	4.5
6	SAMIR KADINDA	M	38	B	43	A	47	A	38	B	43	A	43	A	252	42.0	A	6
7	BRIGHTON BONIFACE	M	42	A	37	B	44	A	42	A	43	A	41	A	249	41.5	A	7.5
8	EVODIA MATHEO	F	38	B	40	B	45	A	40	B	41	A	45	A	249	41.5	A	7.5
9	EDWIN URASSA	M	40	B	43	A	44	A	41	A	39	B	39	B	246	41.0	A	9.5
10	GRACE GAUDANCE	F	43	A	36	B	44	A	40	B	41	A	42	A	246	41.0	A	9.5
11	FREDY ELIFURAHA	M	35	B	36	B	46	A	40	B	44	A	43	A	244	40.7	A	11
12	PRAYGOD CHARLES	M	41	A	40	B	41	A	37	B	37	B	45	A	241	40.2	B	13
13	GRACE HERIEL	F	37	B	41	A	45	A	40	B	37	B	41	A	241	40.2	B	13
14	WITNESS MATHEW	F	33	B	39	B	43	A	37	B	43	A	46	A	241	40.2	B	13
15	EDITH MABULA	F	37	B	36	B	44	A	39	B	41	A	41	A	238	39.7	B	15
16	ELIAS NYANZA	M	35	B	37	B	44	A	39	B	40	B	41	A	236	39.3	B	16.5
17	GETRUDA HOBERT	F	37	B	36	B	42	A	38	B	41	A	42	A	236	39.3	B	16.5
18	ALOYCE ELIAS	M	41	A	37	B	40	B	36	B	38	B	43	A	235	39.2	B	18
19	EBENEZA EMANUEL	F	32	B	40	B	47	A	37	B	37	B	41	A	234	39.0	B	19
20	ASSETANAS JOHN	M	38	B	34	B	36	B	38	B	41	A	44	A	231	38.5	B	20
21	GODFERY DICKSON	M	33	B	35	B	42	A	34	B	43	A	43	A	230	38.3	B	21
22	BRITANY CALEB	F	38	B	33	B	46	A	35	B	35	B	42	A	229	38.2	B	22
23	EMANUEL MBUNI	M	26	C	41	A	42	A	36	B	42	A	41	A	228	38.0	B	23.5
24	INVOCAVITY REMMY	M	30	C	35	B	42	A	39	B	39	B	43	A	228	38.0	B	23.5
25	PHILEMON MMARY	M	9	E	43	A	38	B	35	B	47	A	44	A	216	36.0	B	25

NO	NAME	SEX	MATH		KISW		ENG		SCI		SST		CME		TOTAL	AVG	GRADE	POS
26	PHILEMON PAULO	M	30	C	35	B	42	A	33	B	36	B	39	B	215	35.8	B	26
27	SOLOMON PETRO	M	20	D	38	B	43	A	34	B	32	B	45	A	212	35.3	B	27.5
28	IRENE JULIUS	F	22	C	33	B	44	A	34	B	37	B	42	A	212	35.3	B	27.5
29	HILTON AGREY	M	24	C	30	C	37	B	38	B	42	A	36	B	207	34.5	B	29
30	SABRINA ZEPHANIA	F	22	C	34	B	40	B	33	B	36	B	41	A	206	34.3	B	30
31	SAMWEL ROBERT	M	18	D	29	C	40	B	39	B	33	B	42	A	201	33.5	B	31
32	MASUD MOHAMMED	M	20	D	34	B	37	B	30	C	33	B	43	A	197	32.8	B	32
33	FLORENCE SHEDRACK	F	19	D	32	B	39	B	38	B	28	C	39	B	195	32.5	B	33
34	EMILIANO HILARY	M	16	D	36	B	36	B	34	B	32	B	36	B	190	31.7	B	34
35	BRIGHTON GERALD	M	16	D	26	C	44	A	26	C	34	B	42	A	188	31.3	B	35
36	SHEDRACK SELESTINI	M	17	D	34	B	36	B	37	B	29	C	34	B	187	31.2	B	36
37	JANETH STEPHANO	F	9	E	31	B	40	B	30	C	32	B	36	B	178	29.7	C	37
38	MARIAIMAKULATA HERMAN	F	13	D	33	B	32	B	34	B	26	C	39	B	177	29.5	C	38
39	KHAMSWAN KADRIA	M	11	D	29	C	39	B	32	B	24	C	34	B	169	28.2	C	39.5
40	EVALINE ALOYCE	F	15	D	36	B	33	B	23	C	25	C	37	B	169	28.2	C	39.5